



Assessment of Physicochemical and Metal Concentrations in Wastewater from the Industrial Zone of Cotonou Benin

Bokossa Hervé Kouessivi Janvier ^{a*}, Adanloknonon Elias Alexandre Sètonджи ^{b,c},
Toffa Damien ^a, Johnson Harvey ^a, Edorth Patrick ^c, Fiogbe Emile Didier ^b
and Johnson Roch Christian ^a

^a Laboratory of Hygiene - Sanitation Ecotoxicology Environment Health (HECOTES) of the Interfaculty Center of Training and Research in Environment for Sustainable Development (CIFRED), University of Abomey-Calavi, 03 BP: 1463 Cotonou, Benin.

^b Laboratory of Research on Wetland (IRW), University of Abomey-Calavi, 01 BP: 526 Cotonou, Benin.

^c Laboratory of Research in Biochemistry and Environmental Toxicology (LaRBiTE), University of Abomey-Calavi, 03 BP 0994 Jéricho-Cotonou, Benin.

Authors' contributions

This work was carried out in collaboration among all authors. Author BHKJ did formal analysis, data collection, and wrote original draft of the manuscript. Author AEAS performed in Methodology, worked for Resources, helped in writing and Editing. Author TD performed in Methodology, helped in writing and Editing. Author JH performed in Methodology, Formal analysis, helped in writing and Editing. Author EP performed in Supervision, helped in writing and Editing. Author FED helped in Conceptualization. Author JRC performed Supervision, worked for Resources, helped in writing and editing the manuscript. All authors read and approved the final manuscript.

Article Information

DOI: 10.9734/IJECC/2022/v12i1131081

Open Peer Review History:

This journal follows the Advanced Open Peer Review policy. Identity of the Reviewers, Editor(s) and additional Reviewers, peer review comments, different versions of the manuscript, comments of the editors, etc are available here: <https://www.sdiarticle5.com/review-history/89916>

Original Research Article

Received 25 May 2022
Accepted 29 July 2022
Published 03 August 2022

ABSTRACT

The present study aimed to assess the physico-chemical quality of wastewater(s) in order to better control the flow of various pollutants generated by the industries from the industrial zone of Cotonou. Water samples were collected in triplicate in each collector and analyzed for their nutrient and metal content (Cu^{2+} , Fe^{2+} , Cd^{2+} , Al^{3+} and Pb^{2+}) and chemical oxygen demand (COD) and a five-day biochemical oxygen demand (BOD_5) were carried out by spectrophotometry. The results

*Corresponding author: E-mail: herve.bokossa@cifred.uac.bj, riqbokossa@gmail.com;

revealed highly mineralized waters, indicated by average pH (6.97 ± 0.34), dissolved oxygen (5.16 ± 0.29 mg/L), electrical conductivity (2280.58 ± 263.97 μ S/cm) and total dissolved solids (1076.04 ± 51.01 mg/L). The values of COD (482.05 ± 1.18 mg/L) and BOD₅ (291.67 ± 2.19 mg/L) were very high, exceeding the standard for industrial wastewater discharge in Benin respectively by 5 and 11 which is indicative of the presence of very poor biodegradable materials coming essentially from industrial discharge in the study area. The concentration of Cd²⁺, Pb²⁺ and nutrient salts indicative of eutrophication were relatively low in the collectors. However, the concentration of Al³⁺ (2.65 ± 0.03 mg/L) and Cu²⁺ (10.20 ± 0.14 mg/L) were very high with the later cation being four times higher than the wastewater standard in Benin (2.5 mg/L) for the most heavily loaded collectors. In conclusion, the results of this study provide useful insights for implementation of purification system and efficient management of wastewater from industries.

Keywords: Industrial zone; lake pollution; metal content; organic load; wastewater.

1. INTRODUCTION

The pollution of aquatic ecosystems has been an international concern in developing countries for decades given its alarming proportions over the past half century [1-3]. In the majority of the developing countries, more than 90% of wastewater is discharged directly into nature without treatment according to the United Nations Environment Program (UNEP) report for the year 2006. This could be attributed to lack of defective collection and treatment systems in these countries [4-8]. In Cotonou, the economic metropolis of the Republic of Benin, especially in its industrial zone, this situation is very worrying. Indeed, the open collectors intended for transit of rainwater receives a mixture of wastewater from the industrial area of Cotonou, which is discharged into the Cotonou lagoon [9]. These practices gradually intensify the chemical, organic and microbiological pollution of the outfalls [10,11], leading to environmental degradation and declined productivity of aquatic ecosystems [12,13], as well as deterioration of the living environment of riparian populations [14-16].

To remedy these challenges and help protect aquatic ecosystems, it is imperative to have adequate knowledge of the sources of the various pollutants [17,18] and how they affect the quality of water and fishery resources [11]. In Benin, investigations carried out by [14] revealed quantities of Cu²⁺, Fe²⁺, Al³⁺ and Pb²⁺ in raw wastewater flowing from Cotonou into the lagoon. It is noteworthy that, the concentration of the above-mentioned metals recorded in their study were reasonably below the Beninese standard unlike Cd, and Pb whose concentrations exceeded the standard. The concerns are about the continual discharge of these heavy metals into the lagoon because of

the serious ecological problems they pose. This is linked on the one hand to their strong capacity to be incorporated into the trophic chains of the aquatic biocenosis and on the other hand to their toxicity. These heavy metals when disposed into water bodies can bioaccumulate and bio amplify in several aquatic species with devastating effects on the aquatic environments [19,20].

Regarding the state of pollution of the wastewater collections from Cotonou, only those of Dantokpa and Midombo have been assessed for phytoplanktonic diversity in relation to physicochemical parameters [14] and the determination of the concentration of heavy metals [15]. These data which prove a substantial input of nutrient salts and heavy metals into the lagoon via the Dantokpa and Midombo collector remain insufficient to identify the major sources of pollution that invade Lake Nokoué. This seems to be a cause for concern since a large part of the population of Cotonou depend on the fishery resources from this lake. It is therefore necessary to assess the contribution of industrial waste discharged through other collectors, particularly those in the Akpakpa area, to the pollution of the lake. The present investigation aims to (i) assess the rate of eutrophication indicators in the collectors, (ii) determine the organic load of these waters, (iii) determine the content of metallic trace elements of the wastewater of each collectors from the industrial zone, (iv) verify the conformity of these contents with the norms of wastewater disposal with a view to concrete proposals to the companies and factories of the study zone. To address this issue, the following hypotheses are made: (i) nitrogenous and phosphate materials are below the eutrophication threshold (ii) the organic matter in these waters is abnormally high (iii) the metallic trace elements are in high content in the lake, (iv) The level of mineral salts

in the waters explored are higher than the Beninese standards.

2. MATERIALS AND METHODS

2.1 Study Environment

This study, conducted between June and July 2021, took into account the wastewater collectors from areas dubbed the 1st, 2nd and 3rd districts of Cotonou city. The area had a hot and humid equatorial climate with two rainy seasons and two dry seasons, an average rainfall of 1278 mm for a temperature around 29°C. Geologically, it is a plain with an open water table bordered by layers of alluvial sediments, swamps and

complexes of sandy barrier beaches and shallows. These collectors run along the Akpakpa agglomerations and discharge their contents into the Cotonou lagoon which connects Lake Nokoué to the Atlantic Ocean. This area of the city of Cotonou remains special because although inhabited by households, it is one of the main industrial zones of Cotonou. The water sampling was carried out considering the length of each collector in accordance to increasing anthropogenic pressures, three sampling stations were retained upstream (1), in the middle (2) and downstream (3) along each collector in order to appreciate the pollution level fluctuations (Fig. 1). Thus, 3 stations were selected at the inlet of the wastewater discharge outlet into the lagoon.

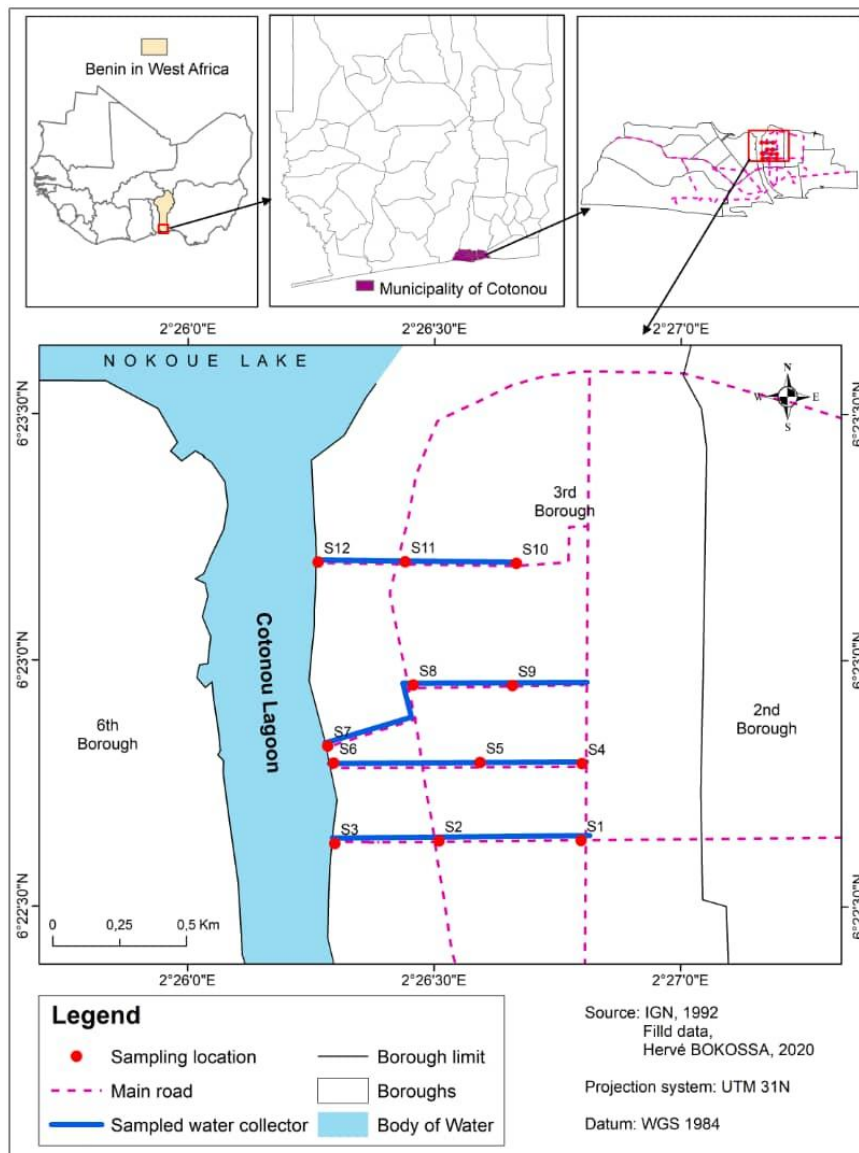


Fig. 1. Study area and sampling sites across the different wastewater collectors

2.2 Water Sampling and Analysis Techniques

Four sampling sites corresponding to the four collectors were selected with the three stations on each site. Wastewater samples were collected using 1L plastic bottles that were immediately wrapped with aluminum foil to block any biochemical activity. All samples were kept cold in an insulated cooler with accumulators during transport. Samples were immediately refrigerated at 4°C upon return to the laboratory. In situ dissolved oxygen and temperature were measured using HACH LDO TM oximeter while pH, electrical conductivity and TDS were measured via electrochemical method using HI 991001 pH meter, and HACH sension5 conductivity meter. For each sample, geographical coordinates of the collection points were recorded with GPS GARMIN 60.

2.3 Physio-Chemical Analyses of Organic Load, Metallic Trace Elements and Nutritive Salt Contents

NO_3^- and NH_4^+ were respectively measured using colorimetry in the presence of sodium salicylate by the colorimetric method in the presence of Nessler reagent [21,22]. The parameters of organic pollution were determined according to the standards of NFT 90-101 and NFT 90-103. Suspended matters were measured by photochemical method using a HACH DR/890 spectrophotometer according to standard NF EN 872, Total Kjeldhal Nitrogen (TKN) by the Nessler method, nitrite by colorimetry, BOD₅ by oxytop respirometric method in a thermostatic chamber (NF EN 1899-2), COD by spectrophotometer DR 2800 methods. Total phosphorus was computed following the ascorbic acid method (NF EN ISO 15681-2). Cu^{2+} , Fe^{2+} , Al^{3+} and Pb^{2+} were measured by DR 2800 molecular absorption spectrophotometry according to the principle: At a fixed wavelength, the concentration of a substance is proportional to its optical density according to the Beer-Lambert law: $\text{DO} = \epsilon \cdot l \cdot C$, with ϵ : proportionality coefficient; l : length of the cell; C : concentration of the measured parameter.

2.4 Statistical Analysis

Statistical analysis and calculation of mean values and standard errors were carried out with the "statistical analysis system" version 9.2 after verification of the conditions of normality and homoscedasticity of variance. The mean values

obtained were compared to the accepted norms in Benin and WHO. The Pearson correlation test (r) was performed to evaluate the correlation between the different physico-chemical parameters.

3. RESULTS

3.1 Dynamics of Physicochemical Parameters of Wastewater

The water temperature values ranged between 28 and 31°C with an average value of 29.75 ± 0.64 (Table 1). These temperature values were within the range of the WHO standard for wastewater except for collector 4, which recorded 31°C. The dissolved oxygen rate was higher than 5mg/L for collections 1 and 2 (6 mg/L). Collectors 3 and 4 were less oxygenated (values below the threshold for wastewater discharge, 5mg/L). Hydrogen potentials of all collected samples oscillate around neutrality ($6 < \text{pH} < 7$) and were comparable with the acceptable values for the standards of industrial wastewater in Benin. Regarding electrical conductivity, two groups of wastewater stood out, i.e. weakly mineralized water with conductivity hovering around 400 $\mu\text{S}/\text{cm}$ for samples 1 and 2, and highly mineralized water in samples 3 and 4 with conductivity close to 4000 $\mu\text{S}/\text{cm}$, a value double that of the 2000 $\mu\text{S}/\text{cm}$ value admitted by the WHO for wastewater discharges. In total, the wastewater discharged into Lake Nokoué, particularly from collectors 3 and 4, is highly mineralized and with high levels of dissolved salts.

3.2 Indicator Parameters for Eutrophication in Sewage

Phosphorus content in the collectors explored ranges from 5.54 to 8.96 mg/L for the most heavily loaded collector. These values remain below the standard for wastewater discharge in Benin. (Table 2) However, the NH_4^+ contents for collector 3 and 4 were 10 times higher than the normal. NO_2^- , NO_3^- and TNK levels in the collectors have remained relatively low compared to Beninese standards. However, the risk exists due to the continuous discharge.

3.3 Flow of Organic Pollutants in Wastewater from Collectors

The parameters measured are the BOD₅ and the COD (Table 3). The BOD₅ appeared to be very high in all collectors. The BOD₅ values recorded

Table 1. Electrochemical parameters measured *in situ* in the collectors

Parameters	Collector	Unité	Mini	Maxi	Means & SD	Normes Benin/WHO
Tempreature	C1	°C	28.5	30	28.93 ± 0.83	< 30
	C2		29.2	31	30,36 ± 0.49	
	C3		28	30.5	29,33± 0.60	
	C4		29	31	30.40 ± 0.64	
	means		28.68	30.63	29.75 ± 0.64	
Dissolved oxygen	C1	mg/L	6.30	7.20	6.88 ± 0.43	≥ 5
	C2		6.10	6.50	6.32 ± 0,21	
	C3		3.52	4.49	4.03 ± 0.26	
	C4		3.21	3.63	3.43 ± 0.27	
	means		5.53	5.46	5.16 ± 0.29	
pH	C1		5.99	7.13	6.73 ± 0.07	6-9
	C2		6.24	7.40	6.80 ± 0.80	
	C3		6.42	7.55	7.04 ± 0,22	
	C4		6.99	7.39	7.32 ± 0.28	
	means		6.41	7.37	6.97 ± 0.34	
Electrical conductivity	C1	µS/cm	298.69	307.15	305.66 ± 1.76	< 2000
	C2		395.24	410.25	400.0 ± 6.65	
	C3		3879	5826.7	4545.00±715,5	
	C4		3659.54	4012.2	3871.67 ± 332	
	means		2058.12	2639.08	2280.58 ± 263.97	
Suspended matter	C1	mg/L	139.27	148.02	146.45 ± 1.93	< 50
	C2		130.25	140.56	135.39 ±2.54	
	C3		135	147.21	140.47 ± 4.58	
	C4		320.22	328	323.60 ± 12.94	
	means		181.19	190.95	186.48 ± 25.99	
TDS	C1	mg/L	147.2	151.99	149.36 ± 1.21	
	C2		193.13	200	196.10 ± 3.17	
	C3		1901.23	2191.67	2084.33 ± 168.45	
	C4		1820.51	1940.25	1876.67 ± 31.21	
	means		1015.51	1120.97	1076 ± 51.01	

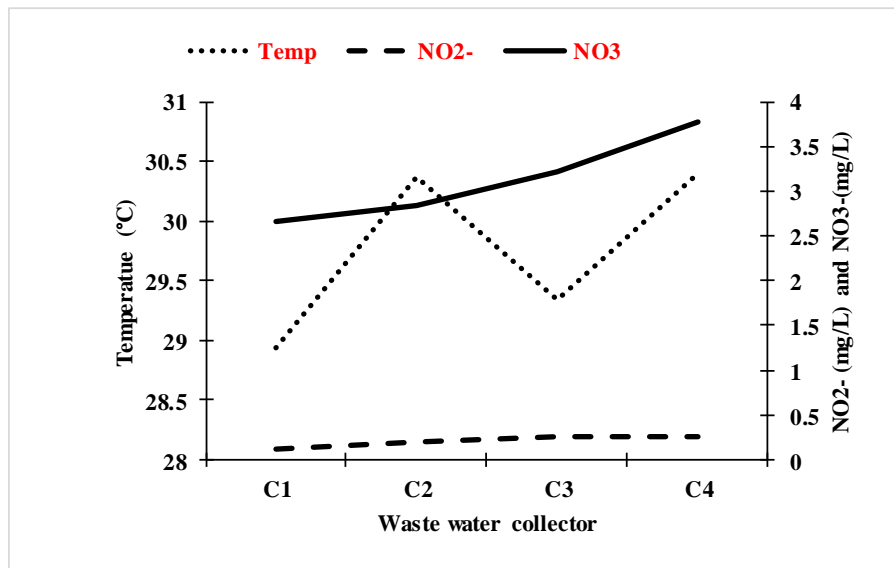


Fig. 2. Interactions between temperature and the dynamics of nitrogenous pollutants

in collectors 3 and 4 were respectively 6.72 and 11.64 times higher than the accepted standard. These highlights explain the need of a biological treatment of sewage before rejection. Similarly, COD contents were very high in the collectors exceeding the standard for wastewater discharge in Benin by 2.41, 2.80 and 5.35 times for collectors 2, 3 and 4, respectively. This showed that the industrial units discharged a significant

amount of non-biodegradable material. Indeed, the COD/BOD5 ratio exceeds 1.5, which shows that the non-biodegradable fringe of the organic matter discharged in the collectors is important. Analysis of the interactions of COD, BOD5 and dissolved oxygen level, showed that the collectors (collector C 2) with high dissolved oxygen have relatively low COD and BOD₅ content (Fig. 4 and Fig. 5).

Table 2. Dynamics of eutrophication parameters in wastewater collected from the industrial zone of Cotonou

Paramètres	Collector	Unité	Mini	Maxi	Means & SD	Normes Benin/WHO
Total P	C1	mg/L	4.99	6.10	5.54 ± 0.06	< 10
	C2	mg/L	5.50	7.54	6.92 ± 0.03	
	C3	mg/L	6.79	8.62	7.75 ± 0.054	
	C4	mg/L	7.51	9.21	8.96 ± 0.01	
	means	mg/L	6.20	7.87	7.29 ± 0.04	
NO₂⁻	C1	mg/L	0.08	0.15	0.11± 0.01	< 3
	C2	mg/L	0.11	0.20	0.18± 0.01	
	C3	mg/L	0.22	0.30	0.25 ±0,04	
	C4	mg/L	0.24	0.35	0.26± 0.02	
	means	mg/L	0.16	0.25	0.20 ± 0.02	
NO₃⁻	C1	mg/L	2.34	2.9	2.66 ± 0.24	< 50
	C2	mg/L	2.34	2.75	2.54 ± 0.43	
	C3	mg/L	2.85	2.99	2.96 ± 0.21	
	C4	mg/L	2.79	3.95	3.50 ± 0.20	
	means	mg/L	2.58	3.15	2.92 ± 0.27	
NH₄⁺	C1	mg/L	0.15	0.16	0.16 ±0,01	0.2
	C2	mg/L	0.09	0.11	0.10 ± 0,02	
	C3	mg/L	1.65	1.82	1.74 ± 0.03	
	C4	mg/L	2.1	2.29	2.27± 0.02	
	means	mg/L	0.99	1.09	1.06 ± 0.02	
NTK	C1	mg/L	2.12	2.31	2.22 ± 0.02	< 15
	C2	mg/L	2.51	2.9	2.85 ± 0.04	
	C3	mg/L	3.15	3.34	3.28 ± 0.02	
	C4	mg/L	3.39	3.48	3.44 ± 0.01	
	means	mg/L	2.79	3.00	2.95± 0.02	

Table 3. Indicator parameters for organic pollution of water

Parameters	Collector	Unit	Mini	Maxi	Means & SD	Benin standards/WHO
BOD₅	C1	mg/L of O 2	60.24	64.1	62.00 ± 1.73	< 25
	C2	mg/Lof O 2	148.52	155.21	150.01± 1.69	
	C3	mg/L of O 2	165.28	170.3	168.33±2,02	
	C4	mg/L of O 2	289.57	295.24	291.67± 2.19	
	means	mg/L of O 2	165.90	171.22	168.00 ± 1.90	
COD	C1	mg/L of O 2	85.29	96.31	87.72± 1.70	< 90
	C2	mg/L of O 2	215.19	234.25	222.00±1.24	
	C3	mg/L of O 2	244.28	260.57	252.64 ± 1.67	
	C4	mg/L of O 2	479.53	490.21	482.05 ± 1.18	
	means	mg/L of O 2	256.07	270.33	261.10 ± 1.44	

3.4 Metals in the Water

The wastewater from the collectors revealed the presence of metals including Cu^{2+} , Fe^{2+} , Al^{3+} and Pb^{2+} ions (Table 4). Cu^{2+} contents of the four wastewater collectors were 4.06, 1.72, 1.77 and 1.69 times higher than the accepted standard of 2.5mg/L for wastewater discharges in the natural environment. Although recognized as useful for human health, iron levels were very high in the studied collectors, with values ranging from 11.16 ± 0.09 to 4.08 ± 0.08 mg/L. Al^{3+} content

varied between 2.72 ± 0.01 and 0.40 ± 0.00 mg/L. The standards in Benin do not rule on the residual levels of these metals in wastewater but in general, they are involved in the event of accumulation in humans in cases of renal, metabolic and reproductive dysfunctions. Some heavy metals such as Pb^{2+} and Cd^{2+} are non-existent or trace and do not present any immediate danger to aquatic systems. These results show the necessity of water treatment systems before discharge from the collector.

Table 4. Comparative values of trace metal content to wastewater standards

Parameters	Collector	Unité	Mini	Maxi	Means & SD	Normes Benin/WHO
Cu^{2+}	C1	mg/L	9,98	10,31	$10,16 \pm 0,10$	2,5
	C2	mg/L	4,33	4,38	$4,32 \pm 0,03$	
	C3	mg/L	4.39	4,48	$4.43 \pm 0,03$	
	C4	mg/L	4,21	4,24	$4.24 \pm 0,01$	
Fe^{2+}	C1	mg/L	5,4	5,7	$5,53 \pm 0,09$	-
	C2	mg/L	4,99	5,11	$5,03 \pm 0,04$	-
	C3	mg/L	10,99	11,3	$11.16 \pm 0,09$	-
	C4	mg/L	3,99	4,25	$4.08 \pm 0,08$	-
Al^{3+}	C1	mg/L	0,99	1,08	$1,05 \pm 0,03$	-
	C2	mg/L	2,69	2,75	$2,72 \pm 0,01$	-
	C3	mg/L	0,45	0,52	$0.48 \pm 0,02$	-
	C4	mg/L	0,39	0,42	$0.40 \pm 0,00$	-
Pb^{2+}	C1	$\mu\text{g/L}$	45	51	$48,33 \pm 1,76$	1000
	C2	$\mu\text{g/L}$	55	60	$57.33 \pm 1,45$	
	C3	$\mu\text{g/L}$	46	50	$47.66 \pm 1,20$	
	C4	$\mu\text{g/L}$	59	61	$60.00 \pm 0,57$	
Cd^{2+}	C1	$\mu\text{g/L}$	nd	nd	nd	1000
	C2	$\mu\text{g/L}$	nd	nd	nd	
	C3	$\mu\text{g/L}$	nd	nd	nd	
	C4	$\mu\text{g/L}$	nd	nd	nd	

NB: C1: collector n°1; nd: not defined by the device

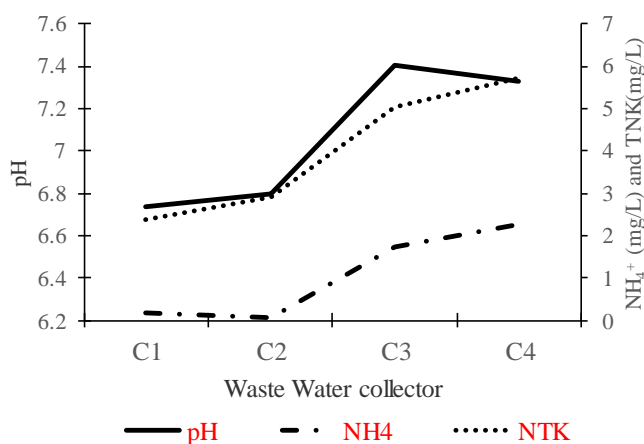


Fig. 3. pH interaction and dynamics of total nitrogen and nitrite content

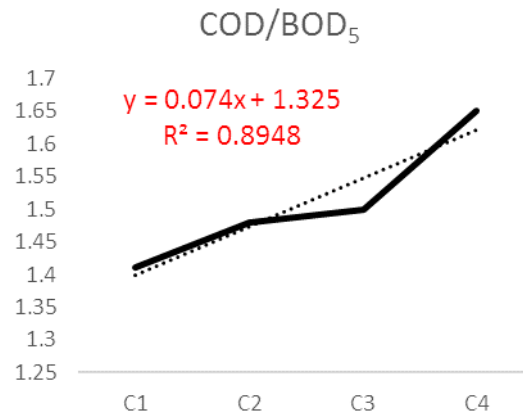


Fig. 4. COD/BOD₅ ratio

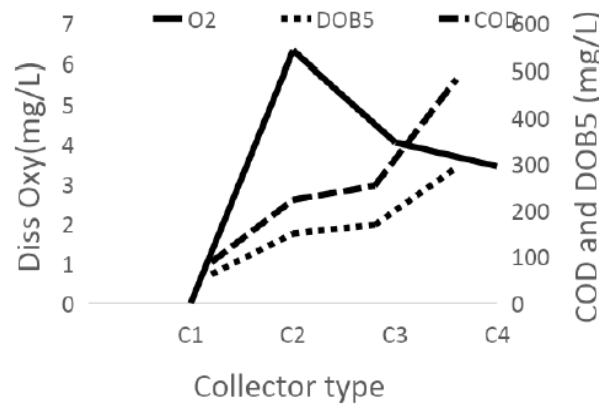


Fig. 5. COD, BOD₅ and dissolved oxygen interaction

3.5 Correlations between Physical and Chemical Parameters in Wastewater Collectors

Table 5 shows the correlation among eutrophication indicator parameters, organic load and trace metal elements. With the exception of dissolved oxygen, which showed negative correlation with nutrient salt concentrations and organic matter content, correlations among all the other variables were positive. For example, a positive and highly significant correlation ($r = 0.998$; $p < 0.012$) was observed between BOD₅ and COD. Similarly, total phosphorus content was significantly and positively correlated with BOD₅ ($r = 0.977$; $p < 0.054$), nitrite content ($r = 0.957$; $p < 0.05$) and TKN ($r = 0.974$; $p < 0.0511$). Significant and positive correlations were also observed between increase in pH and electrical conductivity ($r = 0.956$; $p < 0.05$), and between pH and the concentration of ammonium ions in the wastewater collections ($r = 0.956$; $p < 0.05$).

4. DISCUSSION

The results showed that the pH of wastewater analyzed in this study were neutral but average dissolved oxygen levels of collectors (C1 and C2) were higher than 5mg/L discharge standard. Interestingly the average dissolved oxygen levels of collectors C3 and C4 were lower than the accepted standard of Benin. The pH values recorded in this study are superior to those reported by [23] and [24] when they analyzed slaughterhouse wastewater from Congo and Morocco, respectively [25]. The low O₂ concentration in C3 and C4, which were found to be lower than the [26] decree on industrial wastewater discharge standard for Benin is indicative of organic pollution marked by biodegradable organic matter. Indeed, the BOD₅ and COD values recorded for C3 (168.33 ± 2.02 ; 252.64 ± 1.67 mg of O₂ per liter) and C4 (291.67 ± 2.19 and 482.05 ± 1.18 mg of O₂ per liter) were on average 6 to 8 times higher than the accepted norm. Here, the above-mentioned

collectors are bordered by households that discharge domestic wastewater which is carried along with the industrial wastewater to the lagoon. Similar results have been reported in previous studies [27,28]. The COD/BOD₅ ratio which varied between 1.4 and 1.6 in this study, suggest that the discharged wastewater had satisfactory levels of biodegradable pollutants. The mixed industrial and domestic origin of these waters suggests additional processes for the removal of micro-pollutants. Of the four collectors explored in this study, two were highly mineralized as indicated by their electrical conductivity values of 4545 ± 715.5 and 3871 ± 332.25 $\mu\text{S}/\text{cm}$. This high mineralization values were higher than the 3360 to 3800 $\mu\text{S}/\text{cm}$ obtained for wastewater from Azilal, Morocco [28] and the 1360.5 $\mu\text{S}/\text{cm}$ recorded for slaughterhouse wastewater in Congo [24]. The salt contents of the collectors were very high as indicated by the high values obtained for suspended solids and total dissolved solids. Thus, it is likely that the wastewater from the collectors carries significant amount of organic and mineral matter into lake Nokoue, which progressively contribute to its overflow. This organic matter consumes a lot of oxygen, which falls into the aquatic environment and can contribute to the mortality of aquatic organisms if the discharge is made without prior treatment. Thus, the organic pollution evaluated here from BOD₅ and COD reveals a biodegradable fraction 5 to 10 times higher than the norm and a COD 3 to 6 times higher than the Beninese norm. This testifies to the biodegradability of the collector water as the COD/BOD₅ ratio exceeds 1.5 like those found by [27] which oscillate around 2.07 and 2.87 and lower than those found by [23] and [24] who found ratios of 1.21. It therefore emerges that a biological treatment for example, lagooning would reduce the organic matter discharged into the lake by 70%.

According to our results, the eutrophication indicator parameters, including phosphorus and nitrogen, are at a lower threshold than that allowed for wastewater discharge. Indeed, the mean of total phosphorus (7.29 ± 0.04) mg/L is lower than the threshold of 10 mg/L allowed for the discharge of wastewater in Benin; similarly, NO₃⁻ for the four collectors averaged 2.92 ± 0.27 mg/L, which was much lower than the threshold value of 50 mg/L [26](decree 2001/109). These nitrate levels are lower than 5.297 mg/L reported for surface water [29]. However, the total phosphorus recorded for the samples in this study were higher than those obtained by [29].

The disparity between our results and those of [29] could be attributed to the differences in origin of the water analyzed. The high NH₄⁺ content observed to be 10 times higher than the accepted standards of 0.2 mg/L could be linked to intense microbial activities, which could have contributed to increased pH values in the collector (C4) with high NH₄⁺. Indeed, [10] and [11] revealed that increases in temperature promote biochemical activities of microbial flora which in turn lead to rapid mineralization of organic matter and thus enriching the environment with NH₃ resulting in alkalinity of the environment. Indeed, the effects of temperature on nitrogen cycle reactions involving nitrite and nitrate shows that increasing temperature is correlated with high nitrate levels. In fact, an increase of temperature is favorable of microorganisms, some of which activate the conversion of organic nitrogen in substrates into mineral nitrogen including NO₃⁻ and NO₂⁻. Increased pH were observed in collections with high TNK and NH₄⁺ levels (C3 and C4). Indeed, considering the NH₄⁺/NH₃ acid couple, the increase of NH₄⁺ in the medium lead, under the action of microorganisms and temperature, the enrichment of the medium in NH₃ so as to maintain the equilibrium; this results in a basification of the environment with a consequent increase of the pH. Generally, wastewater collectors from the industrial zone of Cotonou are low in eutrophication causing pollutants (Fig.2 and Fig.3). In summary, our study revealed that the levels of nutrient salts indicative of eutrophication in wastewater from the industrial zone of Cotonou are below the thresholds allowed for the discharge of wastewater in Benin. However, concerns persist regarding the continuous discharge of water from the collectors into the lake. An assessment of metal pollution in the collected samples revealed that while heavy metals such as Pb²⁺ and Cd²⁺ were in low quantities or almost non-existent, Al³⁺, Fe²⁺ and Cu²⁺ were in high proportion in the waters. These results contradict the findings of [16] who reported very high levels of lead and cadmium. This could also be explained partly by the differences in the nature of the wastewater explored. [16] analyzed wastewater from hospitals as against the wastewater from industries assessed in this study. The metals found in our samples are related to the various industries in Akpakpa area. These metals, although not incriminated by Beninese standards are associated with Alzheimer's disease and metabolic disorders [3].

Table 5. Main correlations between physical and chemical parameters at different wastewater collectors

Parameters	MY	BOD5	COD	NO ₂ ⁻	NO ₃ ⁻	NH ₄ ⁺	NTK	P	pH	Cond	O ₂	T	TDS
MY	1												
BOD ₅	0,851	1											
COD	0,881	0,998**	1										
NO ₂ ⁻	0,53	0,876	0,851	1									
NO ₃ ⁻	0,903	0,96*	0,969*	0,831	1								
NH ₄ ⁺	0,725	0,839	0,84	0,864	0,932	1							
NTK	0,58	0,907	0,884	0,998**	0,859	0,869	1						
P	0,749	0,977*	0,966*	0,957*	0,946	0,896	0,974*	1					
pH	0,5	0,739	0,725	0,907	0,811	0,956*	0,893	0,852	1				
Cond	0,469	0,692	0,679	0,873	0,782	0,948	0,856	0,812	0,997*	1			
O ₂	-0,675	-0,87	-0,862	-0,934	-0,923	-0,987	-0,935	-0,939	-0,973	-0,957	1		
T	0,537	0,74	0,726	0,556	0,535	0,265	0,597	0,655	0,183	0,107	-0,356	1	
TDS	0,506	0,718	0,706	0,88	0,807	0,961	0,865	0,83	0,998	0,999	-0,968	0,133	1

NB: *: 0.01 < p < 0.05; **: p < 0.01

5. CONCLUSION

At the end of this study, with regard to the hypotheses, it appears that:

- Phosphorus and nitrogen contents are critical and show risks of eutrophication if the discharge is continuous.
- The levels of organic matter, whether biodegradable or not, are abnormally high in some collectors compared to the Beninese norm;
- The wastewater from the various collectors does not contain all the suspected metals.
- The levels of mineral salts are however low compared to the standards of wastewater discharge in Benin.

AVAILABILITY OF DATA AND MATERIAL

All relevant data are within the paper and its supporting information files.

ACKNOWLEDGEMENT

The authors would like to thank the Hygiene, Ecotoxicology, Environment and Health Laboratory of the Interfaculty Centre for Training and Research in Environment for Sustainable Development of the University of Abomey-Calavi.

COMPETING INTERESTS

Authors have declared that no competing interests exist.

REFERENCES

1. Dar et al. Identification of anthropogenic contribution to wetland degradation: Insights from the environmetric techniques. *Stochastic Environmental Research and Risk Assessment*. 2022;36:1397-1411. Available:<https://doi.org/10.1007/s00477-021-02121-x>
2. WHO (World Health Organization). Fight against water pollution in the countries wastewater, excreta and greywater. WHO: Geneva. 2012;111.
3. WHO (World Health Organization). WHO guidelines for safe use developing. Technical Report No. 404. WHO. Geneva. 1968;42.
4. Morel and Kane. Lagooning with Macrophytes, a technique allowing the purification of waste water for its recycling and multiple valorizations of the biomass. *South Sciences and Technologies*. 1998; 1:5-16.
5. Asslouj et al. Analysis of the physico-chemical quality of groundwater in the Mzamza community, in the vicinity of wastewater. *Africa Science*. 2007;03(1): 109–122.
6. N'diaye et al. Contribution of principal component analysis to the evaluation of the color of effluents in the city of Nouakchott. *Larhyss Journal*, ISSN 1112-3680, No. 09, December 2011, 2012;139-147.
7. Bengherbia, et al. Impact of wastewater discharges on the physicochemical and bacteriological quality of the beni aza wadi (blida, algeria) *Lebanese Science Journal*. 2014;15(2):39-51.
8. Sawadogo, et al. Physico-chemical characterization of tannery wastewater: case of the TAN ALIZ factory in Ouagadougou / Burkina Faso. *Int. J. Biol. Chem. Sci*. 2012;6(6):7087-7095.
9. MEE. Ministry of Mines, Energy and Water/Benin. National Strategy for Urban Wastewater Sanitation 2008-2015. 2007;34.
10. Dovonou. Pollution of water bodies in Benin. Thesis of DEA/Interfaculty Center for Training and Research in Environment for Sustainable Development. 2008;67.
11. Dovonou, et al. Physico-chemical and bacteriological pollution of an aquatic ecosystem and its ecotoxicological risks: case of Lake Nokoue in southern Benin. *Int. J. Biol. Chem. Sci*. 2011;5(4):1590-1602.
12. Dar, Bhat, Rashid. Landscape Transformations, Morphometry, and Trophic Status of Anchar Wetland in Kashmir Himalaya: Implications for Urban Wetland Management. *Water, Air & Soil Pollution*. 2021b;232(462):1-19. Available:<https://doi.org/10.1007/s11270-021-05416-5>
13. Dar, Rashid, Bhat. Linking land system changes (1980-2017) with the trophic status of an urban wetland: Implications for wetland management. *Environmental Monitoring and Assessment*, 2021; 193(710):1-17. Available:<https://doi.org/10.1007/10661-021-09476-2>
14. Adjahouinou et al. Phytoplankton diversity and level of water pollution in the Dantokpa

- collector (Cotonou-Benin). *Int. J. Biol. Chem. Sci.* 2012;6(5):1938-1949.
DOI: <http://dx.doi.org/10.4314/ijbcs.v6i5.4>
15. Adjahouinou, et al. Bacteriological characterization of raw wastewater from the city of Cotonou (Benin). *Journal of Applied Biosciences.* 2014;78:6705-6713.
 16. Adanlokonon, et al. Heavy Metal Content (Hg, Pb, Cd and Fe) of CHU-MEL Effluents Discharged in the Cotonou Lagoon (Benin). *International Journal of Environmental Protection and Policy.* 2019; 7(4):109-116.
 17. Dar, et al. A geospatial approach for limnological characterization of Nigeen Lake, Kashmir Himalaya. *Environmental Monitoring and Assessment.* 2020;192(2): 1-18.
Available: <https://doi.org/10.1007/s10661-020-8091-y>.
 18. Manda, et al. Evaluation of the contamination of the trophic chain by trace elements (Cu, Co, Zn, Pb, Cd, U, V and As) in the upper Lufira basin (Katanga/DR Congo). *Tropicultura* 2010;28(4):246-252.
 19. Atolaye, Aremu. Bioaccumulation of some trace elements in the body parts of fish species associated with soil sediment and water from Eoemagania confluence in nasarawa state, Nigeria. *EJEAF Che.* 2007;6(5):2001- 2008.
 20. Canli, Kalay. Level of heavy metals (Cd, Pb, Cu, Cr and Ni) in tissue of *Cyprinus carpio*, *Barbus capito* and *Chondrostoma regium* from the Seyhan River, Turkey. *Turkish Journal of Zoology.* 1998;22:149-157.
 21. Rodier, et al. *Water Analysis.* (8th edn). Paris: Dunod, 1996;1384.
 22. Rodier, Legube, Merlet. *The Analysis of Water* (9th edn). Paris: Dunod. 2009;1579.
 23. Belgyti et al. Physico-chemical characterization of slaughterhouse wastewater for the purpose of implementation of adequate treatment: case of Kenitra in Morocco. *Africa Science.* 2009;05(2):199–216.
 24. Bisimwa Kayeye. Physico-chemical characterization of slaughterhouse wastewater for the implementation of adequate treatment: Case of elakat bukavu DR Congo. *International Journal of Innovation and Scientific Research.* 2014; 12(2):491-498.
 25. Dar, Rashid, Bhat. Land system transformations govern the trophic status of an urban wetland ecosystem: Perspectives from remote sensing and water quality analysis. *Land Degradation and Development.* 2021;32(14):4087-4104.
Available: <https://doi.org/10.1002/ldr.3924>
 26. Decree No. 2001-109 of April 4, setting the quality standards for waste water in the Republic of Benin. *Official Gazette of the Republic of Benin.* 2001;1–27.
 27. Boutayebi Bouzidi, Fekhaoui. Study of the physico-chemical quality of raw wastewater from five towns in the Chaouia – Ouardigha region (Morocco). *Bulletin of the Scientific Institute, Rabat, Life Sciences section,* 2012;34(2):145-150.
 28. Azami, et al. Physico-chemical characterization of wastewater from the city of Azilal – Morocco. *International Journal of Innovation and Applied Studies.* 2015;11:556-566.
 29. Inza et al. Physico-chemical characterization of the waters and surface sediments of Billionaires Bay, Ébrie Lagoon, Ivory Coast. *Rev. Ivory. Sci. Technol.* 2009;13:139–154.

© 2022 Janvier et al.; This is an Open Access article distributed under the terms of the Creative Commons Attribution License (<http://creativecommons.org/licenses/by/4.0>), which permits unrestricted use, distribution, and reproduction in any medium, provided the original work is properly cited.

Peer-review history:

The peer review history for this paper can be accessed here:

<https://www.sdiarticle5.com/review-history/89916>